

English Booklet

Ciclo lectivo 2026

I 
English

Student: _____

Teacher: ____Analia S. Gutierrez____

Class: _____

Estimados estudiantes del I.V.C.C.:

Es una gran alegría darles la bienvenida a esta nueva etapa y saber que forman parte de nuestra querida comunidad educativa.

El presente cuadernillo ha sido diseñado como una herramienta fundamental para acompañarlos en el fascinante desafío de aprender e incorporar una lengua extranjera, en este caso, el inglés. Su principal objetivo es guiarlos y apoyarlos en este importante proceso de aprendizaje.

El cuadernillo está estructurado en tres secciones principales, cuidadosamente organizadas para facilitar su comprensión y adquisición del idioma:

- Basic vocabulary and personal questions: incluye una selección de vocabulario esencial y preguntas personales.
- Vocabulary and Grammar practice: explica conceptos gramaticales clave y ofrece ejercicios prácticos para reforzar su comprensión.
- Reading comprehension practice: contiene actividades enfocadas en mejorar la comprensión lectora en inglés.

Es fundamental que realicen las actividades propuestas en el cuadernillo, ya que forman parte de la etapa diagnóstica del ciclo lectivo 2025.

Les deseo de todo corazón que este camino esté lleno de aprendizajes enriquecedores y que la Virgen María ilumine a ustedes y a sus familias en esta nueva etapa que comienzan.

¡Mucho éxito!



Lic. Prof. Analía S. Gutiérrez

Content

Vocabulary & personal questions

Vocabulary.....	5
Personal questions.....	12

Grammar practice

A and an.....	16
Plural form.....	19
Personal pronouns.....	21
Verb to be.....	24
Has got and have got.....	29
Can and can't.....	33
The time.....	36
Present simple.....	38

Reading comprehension practice

Reading 1.....	44
Reading 2.....	47

Vocabulary

1. Read the words.
2. Use the dictionary for unknown words. Write down their meaning.

A. Animals

- | | | |
|----------------|------------------|-------------------|
| 1. alligator | 26. hamster | 4. eyebrows |
| 2. ant | 27. hippopotamus | 5. eyes |
| 3. bear | 28. horse | 6. foot - feet |
| 4. bee | 29. kangaroo | 7. fingers |
| 5. bird | 30. lion | 8. forehead |
| 6. camel | 31. monkey | 9. hair |
| 7. cat | 32. octopus | 10. hands |
| 8. cheetah | 33. panda | 11. head |
| 9. chicken | 34. pig | 12. knees |
| 10. chimpanzee | 35. puppy | 13. legs |
| 11. cow | 36. rabbit | 14. lips |
| 12. crocodile | 37. rat | 15. mouth |
| 13. deer | 38. scorpion | 16. neck |
| 14. dog | 39. shark | 17. nose |
| 15. dolphin | 40. sheep | 18. shoulders |
| 16. duck | 41. snail | 19. stomach |
| 17. eagle | 42. snake | 20. tooth - teeth |
| 18. elephant | 43. spider | 21. toes |
| 19. fish | 44. tiger | 22. tongue |
| 20. fly | 45. turtle | |
| 21. fox | 46. wolf | |
| 22. frog | 47. zebra | |

B. Body

1. back
2. chest
3. ears

C. Classroom

1. blackboard - whiteboard
2. eraser
3. book
4. bookcase
5. chair
6. clock

7. computer
8. desk
9. dictionary
10. map
11. notebook
12. pen
13. pencil
14. pencil sharpener
15. textbook

**D. The Basic Colours
(British Spellings)**

1. black
2. blue
3. brown
4. grey
5. green
6. orange
7. pink
8. purple
9. red
10. white
11. yellow

E. Days of the Week

1. Sunday
2. Monday
3. Tuesday
4. Wednesday
5. Thursday
6. Friday
7. Saturday

F. Family Members

1. aunt
2. brother
3. cousin
4. daughter
5. father
6. granddaughter
7. grandmother
8. grandson
9. mother
10. nephew
11. niece
12. sister
13. son
14. stepdaughter
15. stepmother
16. stepson
17. uncle

G. Fruit

1. apple
2. banana
3. cherry
4. grapefruit
5. grapes
6. lemon
7. melon
8. orange
9. peach
10. pear
11. pineapple

12. plum
13. strawberry
14. tangerine
15. watermelon

H. House

1. basement
2. bathroom
3. bedroom
4. dining room
5. furniture
6. garage
7. hall
8. kitchen
9. living room
10. room
11. stairs

I. Months

1. January
2. February
3. March
4. April
5. May
6. June
7. July
8. August
9. September
10. October
11. November
12. December

J. Vegetables

1. beans
2. broccoli
3. carrot
4. corn
5. eggplant
6. green pepper
7. lettuce
8. onion
9. peas
10. potato
11. pumpkin
12. spinach
13. sweet potato
14. tomato
15. turnip

K. Transportation

1. airplane
2. bicycle
3. boat
4. bus
5. car
6. helicopter
7. horse
8. jet
9. motorcycle
10. ship
11. subway
12. taxi
13. train
14. truck

L. Numbers 1-20

1. one
2. two
3. three
4. four
5. five
6. six
7. seven
8. eight
9. nine
10. ten
11. eleven
12. twelve
13. thirteen
14. fourteen
15. fifteen
16. sixteen
17. seventeen
18. eighteen
19. nineteen
20. twenty

M. Routine Morning Activities

1. Wake up
2. Get up
3. Brush my teeth
4. Wash my face
5. Take a shower
6. Get dressed
7. Eat breakfast

8. Go to school

At School

1. Study
2. Write
3. Read
4. Listen to the teacher
5. Do homework
6. Play with friends

After School

1. Go home
2. Watch TV
3. Play video games
4. Help my parents
5. Do chores

Evening Activities

1. Eat dinner
2. Take a bath
3. Brush my teeth (again)
4. Go to bed
5. Sleep
- N. Sports

N. Team Sports

1. Football
2. Basketball
3. Volleyball
4. Baseball
5. Hockey

6. Rugby

O. Individual sports

1. Tennis
2. Swimming
3. Running
4. Gymnastics
5. Karate

P. Outdoor sports

1. Cycling
2. Skateboarding
3. Surfing
4. Horseback riding
5. Climbing

Q. Other Popular sports

1. Table tennis
2. Golf
3. Boxing

Vocabulary practice

A. Find 15 animals in the wordsearch. Use different colours.

chimpanzee	alligator	elephant	bear
cheetah	chicken	dolphin	frog
camel	zebra	lion	ant
bee	cat	cow	

S E L E P H A N T D
 L C C H I C K E N C
 D O L P H I N I X H
 C W C Z O P H B F E
 A L L I G A T O R E
 T A B C A M E L O T
 V N E Z E B R A G A
 F T E O T Y D X U H
 C H I M P A N Z E E
 B E A R X P L I O N

B. Unscramble to form fruits!

ALPEP _____

NAABAN _____

ECYHRR _____

RSAPEG _____

ENOLM _____

OEARGN _____



ACEHP _____

PEIPLAPEN _____

TWRRYEBSAR _____

OWELANMERT _____

C. Match. Use different colours.

- | | | |
|----------------|---|--|
| 1. Bathroom | — |  |
| 2. Bedroom | — |  |
| 3. Dining Room | — |  |
| 4. Garage | — |  |
| 5. Kitchen | — |  |
| 6. Living Room | — |  |

D. Write the numbers in letters.

14 → _____

3 → _____

19 → _____

7 → _____

1 → _____

12 → _____

9 → _____

17 → _____

5 → _____

20 → _____

8 → _____

2 → _____

15 → _____

11 → _____

6 → _____

18 → _____

13 → _____

10 → _____

16 → _____

4 → _____

E. Write the months in the correct order.

- July
- January
- December
- April
- October
- March
- September
- June
- May
- August
- February
- November

F. Match the activities (Column A) with the correct emojis (Column B):

Column A (Activities)

1. Brush my teeth (again)
2. Play video games
3. Eat breakfast
4. Go to bed
5. Go home
6. Write
7. Take a shower
8. Do homework
9. Eat dinner
10. Play with friends

Column B (Emojis)

- A. 🍽️ 🌙
- B. 🛏️ 🌙
- C. 📄 🏠
- D. 🦷 🌙
- E. 🏠 🏠
- F. 🖋️ 🏠
- G. 🏊 🏠
- H. 🎮 🏠
- I. 🔍 📺
- J. 🤝 📺

G. Look at the emoji and write the correct sport:

1. 🏈 _____
2. 🏀 _____
3. 🏐 _____
4. ⚾ _____
5. 🎯 _____
6. 🎾 _____
7. 🎡 _____
8. 🚴 _____

9. 🖨️ _____

10. 🇨🇺 _____

Personal questions

H. Answer the following questions.

1. What's your name?

My name is.....

2. Where are you from?

I am from

3. How old are you?

I am- I amyears old.

4. What's your surname / family name?

My surname is.....

5. What's your first name?

My first name is

6. Where do you live?

I live in.....

7. What's your address?

My address is.....

I live at.....

8. What's your telephone number?

My telephone number is.....

9. What's your email address?

My email address is

10. When were you born?

I was born on.....

11. Where were you born?

I was born on.....

12. What do you like doing?

I like.....

13. What is your favourite colour, fruits, food, etc?

My favorite colour is....., fruit is, food is.....

I. **Write a paragraph using the answers of the questions above.**

.....

.....

.....

.....

.....

.....

.....

.....

.....

.....

.....

.....

.....

.....

.....

.....

.....

.....


.....

.....

.....

.....

J. Time to know you. Stick a photo of you!



A and an

Article	When to Use It	Examples
a	Use before words that start with a consonant sound.	a phone, a TikTok video, a funny meme
an	Use before words that start with a vowel sound (a, e, i, o, u).	an idea, an emoji, an amazing playlist

Pro Tips 🎯

- Listen to the sound!
- o an hour (because the "h" is silent – think "an our").
- o a unicorn (because the "u" sounds like "you").

A. Complete the sentences with a or an:

1. I see ___ elephant.
2. There is ___ owl in the tree.
3. She has ___ dog as a pet.
4. He found ___ iguana in the garden.
5. This is ___ ant on the table.

B. Circle the correct article:

1. I see (a / an) lion at the zoo.
2. He has (a / an) eagle in his drawing.
3. This is (a / an) ostrich in the field.
4. There is (a / an) fox near the forest.

5. I see (a / an) octopus in the ocean.

C. Complete the sentences with a or an:

1. I have ___ pencil in my bag.
2. She has ___ eraser under the desk.
3. Do you have ___ ruler for the test?
4. This is ___ orange notebook.
5. He brings ___ umbrella to school.

D. Match the school objects with a or an:

1. ___ pen
2. ___ eraser
3. ___ notebook
4. ___ umbrella
5. ___ chair

E. Complete the sentences with a or an:

1. I have ___ uncle who is very funny.
2. She has ___ aunt in New York.
3. This is ___ cousin from my mom's side.
4. Do you have ___ sister?
5. He is ___ amazing brother.

F. Fix the mistakes in these sentences. Rewrite the sentence correctly.

1. I have an cousin. → _____
2. She is a aunt. → _____
3. This is an brother. → _____

4. He has an sister. → _____

G. Classify the words into two categories: a and an.

Apple dog umbrella book elephant
 Eraseriguana chair

A	an

Animlas: ant, dog, elephant, owl, fox

A	an

School Objects: ruler, umbrella, pen, eraser, chair

A	an

Family Members: uncle, aunt, cousin, sister, brother

A	an

Plural form

Rule	How It Works	Examples
1. Add -s	Most words just add -s.	book → books, car → cars
2. Add -es	Add -es to words ending in s, sh, ch, x, z.	bus → buses, box → boxes
3. Change -y to -ies	If a word ends in a consonant + y, change the y to ies.	baby → babies, party → parties
4. Add -s after vowel + y	If a word ends in a vowel + y, just add -s.	boy → boys, key → keys

1. Don't forget: Some nouns are irregular! (e.g., man → men, mouse → mice).
2. Watch out for tricky words like quiz → quizzes (double the z before adding -es).

A. Write the plural form of these fruits:

1. apple → _____
2. orange → _____
3. banana → _____
4. strawberry → _____
5. mango → _____

B. Complete the sentences with the plural form of the vegetable:

1. I buy three _____ (carrot).
2. There are five _____ (potato) on the table.
3. She needs two _____ (tomato) for the salad.
4. The basket is full of _____ (onion).

5. We grow many _____ (pepper) in the garden.

C. Match the singular word with its plural. Use different colours.

a bus	bicycles
a bicycle	buses
a car	planes
a train	trains
a plane	cars

D. Correct the plural forms in these sentences:

1. I have two pant. → _____
2. She buy some t-shirtes. → _____
3. There are three scarfs on the rack. → _____
4. He has five pair of shoe. → _____
5. The coats is on the bed. → _____

Personal pronouns

Subject pronouns are words we use to replace the subject (the person or thing doing the action) in a sentence. They make sentences shorter and smoother!

Pronoun	Who or What?	Examples
I	Talking about yourself	I am a student.
You	Talking to someone	You are my friend.
He	Talking about a boy/man	He likes basketball.
She	Talking about a girl/woman	She loves music.
It	Talking about a thing/animal	It is a sunny day.
We	Talking about you + others	We are going to the mall.
They	Talking about other people/things	They are playing soccer.

Quick Tips

1. Use subject pronouns to start your sentences.

Example: I love pizza, but she prefers sushi.

2. Use it for animals or objects (unless you're naming them!).

A. Complete the sentences with the correct personal pronoun:

1. My father is a doctor. ___ works at the hospital.
2. Mrs. Johnson is a teacher. ___ teaches English.
3. This is my uncle. ___ is a chef at a famous restaurant.
4. My cousins are engineers. ___ design bridges.
5. I am a student. ___ study at Greenfield School.

B. Read the 1st sentence. Circle the correct pronoun:

1. My sister is a dancer. (He / She) practices every day.

2. My grandparents are retired. (They / We) live in the countryside.
3. My brother and I love football. (We / They) play together.
4. This is my aunt. (She / He) is very kind.
5. This is my cousin. (He / They) loves drawing.
6. Mr. Smith is a pilot. (He / She) flies planes.
7. Mrs. Clark is a nurse. (He / She) works in a hospital.
8. My father and uncle are police officers. (They / We) protect the city.
9. My sister and I are students. (We / They) go to school together.
10. I have a brother. (He / She) is very funny.

C. Look at the professions or family members and write a sentence using a personal pronoun:



→ _____



→ _____



→ _____



→ _____



→ _____

D. Replace the underlined noun with the correct personal pronoun:

1. My father is very tall. → ___ is very tall.
2. My mother loves cooking. → ___ loves cooking.
3. My brother and I play football. → ___ play football.
4. My grandparents are kind. → ___ are kind.
5. My cousin is funny. → ___ is funny.

Verb to be

 ✨ The verb "to be" is super important! It's used to:

- Describe people, things, or places 📖 : I am a student.
- Talk about feelings 😊 : They are happy.
- Say where things are 📍 : The phone is on the table.

Subject Pronoun	Verb "To Be" Form	Examples
I	am	I am a student.
You	are	You are my friend.
He/She/It	is	He is a teacher. It is cold.
We	are	We are excited!
They	are	They are in the park.

Negative Form 🚫

Just add "not" after the verb:

- I am not tired.
- She is not at home.
- We are not late.

Shortcut: Use contractions!

- I'm not, you're not, he's not, etc.

Questions ?

Switch the order of the subject and "to be":

- Are you ready?
- Is she a singer?

- Am I late?

A. Fill in the blanks (Positive form). Complete the sentences with the correct form of to be:

1. My father ___ a doctor.
2. They ___ teachers at my school.
3. I ___ a student.
4. My mother ___ a nurse.
5. She ___ an engineer.

B. Rewrite the sentences using the negative form of to be:

1. My aunt is a chef. → My aunt _____ a chef.
2. They are doctors. → They _____ doctors.
3. He is a mechanic. → He _____ a mechanic.
4. We are cousins. → We _____ cousins.
5. I am a pilot. → I _____ a pilot.

C. Choose the correct question form:

1. (Is / Are) she a teacher?
2. (Am / Is) he your brother?
3. (Are / Is) they your parents?
4. (Are / Is) you a doctor?
5. (Is / Am) I your cousin?

D. Answer the questions using Yes or No:

1. Is your father a teacher? (Yes) → _____.
2. Are your cousins doctors? (No) → _____.

3. Is she your sister? (Yes) → _____.
4. Are you a student? (Yes) → _____.
5. Are they your uncles? (No) → _____.

E. Find and correct the mistakes in these sentences:

1. My brother am a pilot. → _____.
2. She are a nurse. → _____.
3. They is engineers. → _____.
4. We is teachers. → _____.
5. I are your cousin. → _____.

F. Choose the correct answer to complete each sentence:

1. My father ___ a pilot.
 - a) am
 - b) is
 - c) are
2. They ___ teachers at the local school.
 - a) am
 - b) is
 - c) are
3. She ___ my aunt.
 - a) is
 - b) am
 - c) are
4. We ___ cousins.

- a) are
- b) is
- c) am
5. I ___ a student.
- a) are
- b) is
- c) am
6. ___ your mother a nurse?
- a) Are
- b) Is
- c) Am
7. They ___ not mechanics.
- a) is
- b) are
- c) am
8. ___ you a doctor?
- a) Is
- b) Are
- c) Am
9. My sister and I ___ not teachers.
- a) are
- b) am
- c) is

10. He ___ an engineer.

a) am

b) is

c) are

Has got and have got

We use "have got" and "has got" to talk about:

- Possessions: I've got a phone.
- Relationships: She's got a brother.
- Characteristics: They've got brown eyes.

Subject Pronoun	Use	Examples
I, You, We, They	have got	I have got a bag. They have got a dog.
He, She, It	has got	She has got long hair. It has got big ears.

Short Forms (Contractions) 🤪

- have got → 've got

I've got a bike.

They've got tickets.

- has got → 's got

He's got a car.

It's got sharp claws.

Negative Form 🚫

To say someone doesn't have something, just add "not":

- I have not got (or I haven't got) money.
- She has not got (or She hasn't got) a cat.

Questions ?

Switch "have" or "has" with the subject:

- Have you got a pen?

- Has she got a laptop?

A. Complete the sentences with have got or has got:

1. I _____ two eyes.
2. She _____ long hair.
3. They _____ small ears.
4. My father _____ a big nose.
5. He _____ a mouth and a chin.

B. Correct the mistakes in these sentences:

1. He have got two hands. → _____
2. I has got a tall neck. → _____
3. She have got a big smile. → _____
4. We has got two legs. → _____
5. They have got a small face. → _____

C. Write the questions using have got or has got:

1. you / a big nose → _____
2. she / long hair → _____
3. they / eyes → _____
4. he / a beard → _____
5. we / mouths → _____

D. Answer the questions with Yes, I have or No, I haven't:

1. Have you got two ears? → _____
2. Has she got a big mouth? → _____
3. Have they got long arms? → _____

4. Has he got a short neck? → _____

5. Have we got eyes? → _____

E. Select the correct answer to complete each sentence:

1. I ___ a small nose.

a) have got

b) has got

c) am got

2. She ___ two eyes.

a) have got

b) has got

c) is got

3. We ___ long hair.

a) has got

b) have got

c) is got

4. They ___ a big mouth.

a) have got

b) has got

c) am got

5. He ___ small ears.

a) have got

b) has got

c) is got

F. Rewrite the sentences in the negative form:

1. I have got a big nose. → _____
2. She has got a beard. → _____
3. They have got small hands. → _____
4. We have got long legs. → _____
5. He has got blue eyes. → _____

G. Rewrite the sentences in the interrogative form:

1. You have got a brother. → _____
2. She has got a small mouth. → _____
3. They have got big ears. → _____
4. He has got a tall neck. → _____
5. We have got a large family. → _____

Can and can't

We use "can" and "can't" to talk about:

- Abilities: I can swim.
- Possibilities: You can watch a movie.
- Permissions: Can I use your phone?

Affirmative <input checked="" type="checkbox"/>	Negative <input type="checkbox"/>	Examples
I/You/We/They/He/She/It can	I/You/We/They/He/She/It can't	I can play soccer. She can't sing.

How to Make Questions ?

Switch "can" and the subject:

- Can you dance?
- Can he drive?
- Can they join us?

A. Circle the correct option (can or can't) for each sentence.

1. I can / can't play tennis, but I can / can't play soccer.
2. She can / can't swim, but she can / can't dance.
3. We can / can't ride bikes.
4. They can / can't play volleyball.
5. He can / can't jump very high.

B. Fill in the blanks with "can" or "can't".

1. I _____ run fast, but I _____ jump high.
2. My sister _____ ride a bike, but she _____ play basketball.
3. We _____ swim in the pool, but we _____ swim in the ocean.

4. They _____ play volleyball, but they _____ play soccer.
5. You _____ dance, but you _____ sing.
6. I _____ play basketball, but I _____ play baseball.
7. My brother _____ swim fast, but he _____ dive underwater.
8. We _____ do karate, but we _____ play football.
9. Sarah _____ ride a horse, but she _____ drive a car.
10. They _____ jump very high, but they _____ run quickly.

C. Rearrange the words to make correct questions with "can".

1. play / you / Can / basketball?
2. swim / Sarah / Can / fast?
3. ride / your brother / Can / a bike?
4. jump / high / they / Can?
5. do / we / karate / Can?

D. Match the beginning of the sentence (Column A) with the correct ending (Column B).

Column A

Column B

1. I can swim, but...

a. ...he can't play soccer.

2. She can't ride a bike, but...

b. ...he can run very fast.

3. He can play basketball, but...

c. ...I can't play tennis.

4. We can't dance, but...

d. ...we can sing very well.

5. They can jump, but...

e. ...she can play volleyball.

1.

2.

3.

4.

5.

The time

Telling the Time in English 🕒 ✨

How to ask the time ?

- What time is it?
- What's the time?

Parts of the clock 🕒

- Hours: 1, 2, 3...
- Minutes: 05, 10, 15, 20...

How to answer 🗣️

- Exact hour (o'clock): It's 3 o'clock.
- Minutes past the hour: It's 10 past 4.
- Minutes to the next hour: It's 20 to 6.

Special times:

- :15 → It's a quarter past 2.
- :30 → It's half past 7.
- :45 → It's a quarter to 9.

Examples 💡

- 3:00 → It's 3 o'clock.
- 4:10 → It's 10 past 4.
- 5:30 → It's half past 5.
- 6:50 → It's 10 to 7.
- 9:15 → It's a quarter past 9.

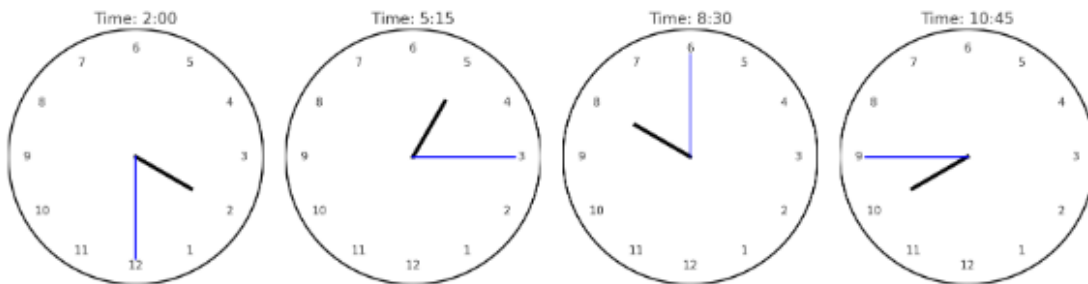
A. Fill in the blanks with the correct time:

1. 2:00 → It's ____.
2. 5:15 → It's a ____.
3. 8:30 → It's ____.
4. 10:45 → It's a ____.
5. 12:10 → It's ____.

B. Write the time in English:

1. 4:00→
2. 6:15→
3. 9:45→
4. 7:15→
5. 11:30→

C. Write the time:




1. →
2. →
3. →
4. →

Present Simple




We use the simple present to talk about:

- Habits: I play soccer every day.
- Facts: The sun rises in the east.
- Things that are always true: Water boils at 100°C.

How to Form the Simple Present

Subject	Verb Form	Examples 
I, You, We, They	Base form of the verb (no changes)	I walk to school. They study English.
He, She, It	Add -s or -es to the verb	She walks to school. He watches TV.

Spelling Rules for "He/She/It" 

1. Most verbs: Add -s
 - o She plays video games. 
2. Verbs ending in -sh, -ch, -s, -x, -o: Add -es
 - o He watches Netflix. 
3. Verbs ending in consonant + y: Change y to ies
 - o She studies at night. 

Negative Form 

To say someone doesn't do something:

- I/You/We/They: Add don't + base verb
 - o We don't eat meat.
- He/She/It: Add doesn't + base verb
 - o He doesn't like coffee.

Questions ?

To ask questions, use do/does:

- Do I/you/we/they + base verb?
- o Do you play soccer? 🏈
- Does he/she/it + base verb?
- o Does she like music? 🎵

Examples in Action 💡

- I go to school every day. 🎒
- He watches TikToks after dinner. 📺
- They don't like homework. 😞
- Does she play the guitar? 🎸

A. Complete the sentences with the correct form of the verb in brackets.

1. I _____ (wake up) at 7 a.m. every day.
2. She _____ (brush) her teeth after breakfast.
3. They _____ (study) at school in the morning.
4. We _____ (play) video games after school.
5. My brother _____ (help) my parents in the evening.

B. Choose the correct verb to complete each sentence.

1. She _____ (read / reads) books in the library.
2. I _____ (go / goes) home at 4 p.m. every day.
3. We _____ (do / does) homework in the evening.
4. He _____ (watch / watches) TV after school.

5. They _____ (play / plays) with friends during recess.

C. Rewrite the sentences in the negative form.

1. I eat breakfast at 8 a.m.
2. She goes to bed at 9 p.m.
3. They do homework after school.
4. We play with friends at school.
5. He washes his face in the morning.

D. Rearrange the words to form correct sentences.

1. go / I / school / to / every day.
2. she / eat / breakfast / Does / at 8 a.m.?
3. TV / doesn't / watch / He / in the morning.
4. take / Do / you / shower / a / every day?
5. we / dinner / eat / together / always.

E. Choose the correct option to complete each sentence.

1. She _____ to school every day.
 - a. go
 - b. goes
 - c. going
2. I _____ my teeth after breakfast.
 - a. brush
 - b. brushes
 - c. brushing
3. They _____ TV after school.

- a. watch
 - b. watches
 - c. watching
4. He _____ his homework in the afternoon.
- a. do
 - b. does
 - c. doing
5. We _____ dinner together every evening.
- a. eat
 - b. eats
 - c. eating
6. Does she _____ her face every morning?
- a. wash
 - b. washes
 - c. washing
7. I _____ video games with my friends.
- a. play
 - b. plays
 - c. playing
8. He doesn't _____ to bed late.
- a. go
 - b. goes
 - c. going

9. Do they _____ their homework in the evening?
- a. do
 - b. does
 - c. doing
10. We _____ books in the library.
- a. read
 - b. reads
 - c. reading

F. Find and correct the mistakes in the sentences.

- 1. She go to school every day.
 - 2. They does their homework at night.
 - 3. I watches TV after dinner.
 - 4. He take a shower in the evening.
 - 5. We play video game after school.
- J. Write a question for each statement.
- 1. I wake up at 6 a.m.
 - 2. She takes a shower in the evening.
 - 3. They watch TV after school.
 - 4. He reads books at school.

Reading comprehension practice



Reading 1

A. Read Tessa's blog and write TRUE or FALSE.



Hi, people! I'm Tessa Morrison. I'm from London and I'm new at Ashton Secondary School. I'm in 3rd year and I'm fifteen years old. My new friends here are Kelly and Nicholas. We're in the same class.

My favourite subjects are Geography and Literature

but Nicholas thinks Literature is boring. Kelly's favourite subject is Maths but it's very difficult for me.

My friends and I are together in the drama club too! We think the drama teacher is really fantastic and the classes are super cool. I'm very happy at this school! Nicholas and Kelly are big fans of Lady Gaga but I think she's horrible. My favourite singer's Michael Bublé. He's from Canada. His songs are great!

1. Tessa is Argentinean.
2. She's in the 3rd form of a primary school.
3. Tessa's new friends are a boy and a girl.
4. Tessa, Kelly and Nicholas are in different classes.
5. Only Kelly and Nicholas are in the drama club.

B. Read Tessa's blog and write TRUE or FALSE.

1. What is Tessa's full name?

- a. Tessa Morrison
 - b. Kelly Morrison
 - c. Nicholas Morrison
 - d. Tessa Bublé
2. Where is Tessa's new school located?
- a. London
 - b. Manchester
 - c. Edinburgh
 - d. Ashton
3. Which subject does Nicholas dislike?
- a. Geography
 - b. Literature
 - c. Maths
 - d. Drama
4. Which singer does Tessa prefer over Lady Gaga?
- a. Adele
 - b. Ed Sheeran
 - c. Michael Bublé
 - d. Dua Lipa
5. What type of club are Tessa and her friends involved in?
- a. Sports club
 - b. Cooking club
 - c. Art club

- d. Drama club
6. How many friends does Tessa mention in the passage?
- a. One
 - b. Two
 - c. Three
 - d. Four
7. Which subject does Kelly find difficult?
- a. Geography
 - b. Literature
 - c. Maths
 - d. Drama

C. Tick the best title for the text.

- 1. Tessa's New Life at Ashton Secondary School
- 2. The Drama Club and Its Activities
- 3. Favourite Singers of Tessa and Her Friends

Reading 2

C. Read Franck's day.

Franck's Day

Franck is a 12-year-old boy. He lives in a small town with his family. Every morning, he wakes up at 7:00. He brushes his teeth, washes his face, and eats breakfast. Franck likes toast and orange juice for breakfast.

After breakfast, Franck goes to school. At school, he studies English and math. He listens to the teacher, writes in his notebook, and reads stories. Franck also plays with his friends at break time. They play football or talk about their favourite books.



In the afternoon, Franck goes home and helps his parents. He washes the dishes and cleans his room. Later, he watches TV or plays video games.

At night, Franck eats dinner with his family. After dinner, he brushes his teeth again and reads a book. At 9:00, he goes to bed. Franck dreams about fun things, like playing football or visiting new places.

D. Write "True" or "False" next to each statement:

1. Franck wakes up at 8:00.
2. Franck likes toast for breakfast.
3. Franck plays video games at school.
4. Franck helps his parents in the afternoon.
5. Franck goes to bed at 9:00.

E. Choose the correct answer:

1. What does Franck eat for breakfast?
 - a. Pancakes
 - b. Toast
 - c. Cereal

2. Where does Franck go in the morning?
 - a. To the park
 - b. To school
 - c. To the store

3. What does Franck do at school?
 - a. Cleans his room
 - b. Reads stories
 - c. Watches TV

4. When does Franck help his parents?
 - a. In the morning
 - b. In the afternoon
 - c. At night

5. What does Franck do before bed?
 - a. Reads a book
 - b. Plays football
 - c. Washes the dishes

F. Write the missing words:

1. Franck _____ his teeth in the morning.

2. At school, Franck _____ English and math.
3. In the afternoon, Franck _____ his parents.
4. Franck plays _____ with his friends at break time.
5. At night, Franck dreams about _____ things.

G. Answer the questions:

1. What time does Franck wake up?
2. What does Franck do at school?
3. How does Franck help his parents?
4. What does Franck do with his friends at break time?
5. What does Franck do before going to sleep?